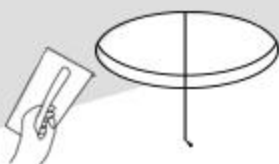


3 Inch Recessed Round Stretchable Adjustable Wide Spotlight Installation

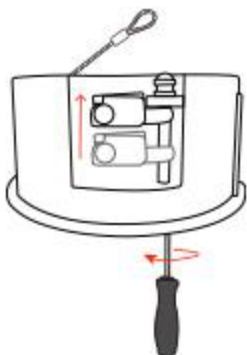
With Trim



1. cutout on the ceiling
cutout size: 75mm (2.95")



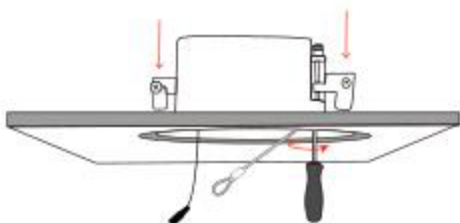
2. plaste-mesh-putty-paint,
finish the ceiling



Step1



Step2



3. after the paint dry enough, install the embedded part
screwed the mount part at a proper position, to fit the ceiling board thickness



4. wire the driver



5. plug in the light, and buckle the
safety rope



6. fix the light on by magnet



7. done



- To secure safety, a qualified electrician is required to install/remove the luminaire.
- POWER OFF!!! NOT HOT PLUGGING!!!