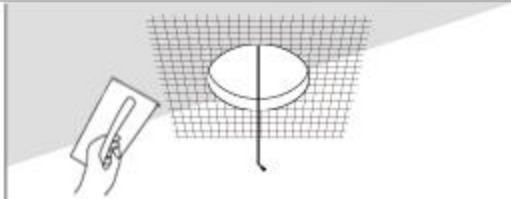


# 2 Inch Recessed Round Adjustable Spotlight Installation

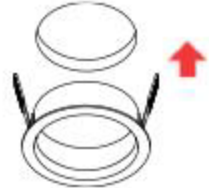
## With Trim



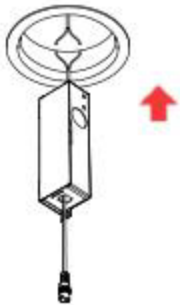
1. Cutout on the ceiling  
cutout size: 62mm (2.44")



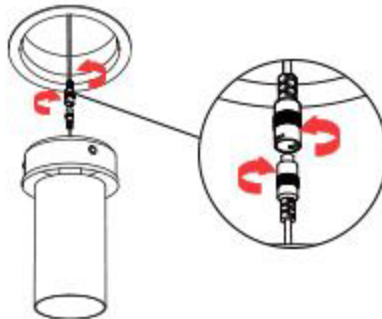
2. Plaste-mesh-putty-paint, finish the ceiling



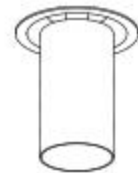
3. After the paint dry enough, install the embedded part



4. Wire the driver



5. Plug in the light



6. Done



- To secure safety, a qualified electrician is required to install/remove the luminaire.
- POWER OFF!!! NOT HOT PLUGGING!!!