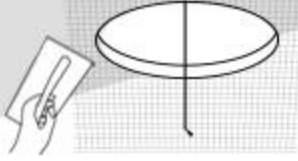


# 3 Inch Recessed Round Adjustable Twin Mini Spotlight Installation

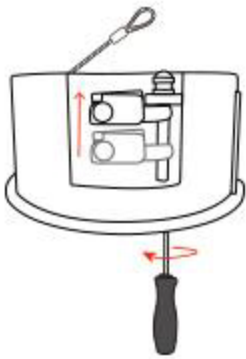
With Trim



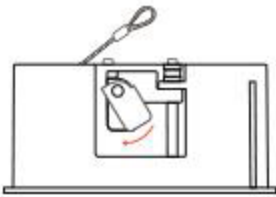
1. cutout on the ceiling  
cutout size: 75mm (2.95")



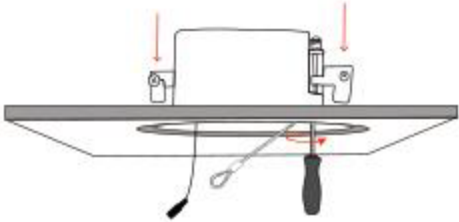
2. plaste-mesh-putty-paint,  
finish the ceiling



Step1



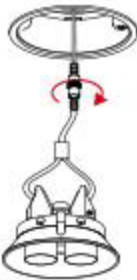
Step2



3. after the paint dry enough, install the embedded part  
screwed the mount part at a proper position, to fit the ceiling board thickness



4. wire the driver



5. plug in the light



6. fix the light on by magnet



7. done



- To secure safety, a qualified electrician is required to install/remove the luminaire.
- POWER OFF!!! NOT HOT PLUGGING!!!